

AUGUST 2008



NEWSLETTER

Meeting Date: August 28, 2008

**PLACE: Agricultural & Industrial Museum
217 W Princess St., York PA 17404**

TIME: 7:00 PM

PROGRAM: Hardwood Trees in Pennsylvania

PRESIDENT'S MESSAGE

On Saturday, August 2, I attended Ray Parson's 75th birthday party at his house. Aside from meeting a lot of his family and friends, we were entertained by an incredible view of a thunderstorm as it came through the valley. The view from Ray's house is better than Highpoint, so it was quite a spectacle! I presented Ray with a token of the Guild's appreciation for all of his work for us, from founding the club, to steering us through the first years. It was our logo in a frame that was gold leafed by speaker Greg Wood for us at a past meeting. Ray had a spot for it on a wall with mementos of other achievements in his life. Thanks again, Ray!

Dennis Kunkle

THIS MONTH'S MEETING


Our speaker this month will be Wayne Bender from the Pennsylvania Hardwoods Development Council. His organization was created by the General Assembly in 1988 to be responsible for the development, expansion and promotion of the hardwoods industry in Pennsylvania. Since 1996, the Council has resided as a bureau-level office within the Pennsylvania Department of Agriculture.

In addressing the mission of promoting the economic development and expansion of the state's hardwood industry, the Pennsylvania Hardwood Development Council has focused its activities on four strategic objectives:

- To work with state and local governments and other entities to promote access to timber resources on both private and public land;
- To promote and expand the development, processing and manufacturing of value-added forest products;
- To support and assist the forest products industry in developing domestic and international markets for value-added products; and
- To promote public knowledge of the forest products industry in Pennsylvania and an understanding of the role that forest products play in people's daily lives.

LAST MONTH'S MEETING

At July's meeting President Dennis Kunkle brought in a selection of old tools, oddities, and various junk that's waiting to be cleaned up. Some tips were shared with the group about refurbishing old tools without ruining them. The Tormex system was then compared to a high speed grinder with a whet stone. Ray Parsons finished the presentation with a demonstration on his buffing wheels as the last step in sharpening.



Officers Contact Information

President:	Dennis Kunkle	717.968.1592	stwg@comcast.net
1st Vice President	John Marsh	717.560.7576	jmarshlancaster@comcast.net
2nd Vice President	Ralph Dermota	717.792.9850	rdermota@aol.com
Treasurer:	Allen Mark Brittell	717.747.0006	AllenMark@allstate.com
Newsletter Editor	Julie Kemper-Kunkle	717.968.5651	stwg@comcast.net

www.stwg.webs.com

SHOW & TELL



Dean Swagert made this wonderful scalloped candy dish bowl out of an exotic piece of burl wood. The beauty of the wood really shines.



A special thank to Felix Milner for taking the photo at last month's meeting. We appreciate your efforts in documenting the meeting for all to see.

*****News Flash*****

Everyone loves FREE woodworking plans. And to give woodworkers more of exactly what they are looking for, WOOD magazine has created a free downloadable plans section within the WOOD Store with nine detailed plans. Current offerings include plans for a tambour bookcase, three lumber storage projects, planter, swinging dragon toy, salt and pepper shakers, turned floral display, and scroll saw and intarsia projects. To download these free plans simply visit:

Thank you,

Marlen Kemmet

<http://woodmagazine.com/freeprojectplans>
WOOD Magazine/WOOD Online Managing Editor
marlen.kemmet@meredith.com

Making a Rosehead Nail

You can easily replicate the look of a rosehead nail using a wood [dowel](#), thereby adding another visual element to your project.

Tap your dowel into a predrilled hole of matching diameter and leave about 1/8" protruding. Put a piece of paper next to the dowel (*the paper serves to protect your work surface*) and hold your chisel bevel down while starting at the base and chiseling upwards. It's sort of a scraping technique. Work your way around and don't try to remove an entire side with one swipe so you can make subtle changes in the size of each facet. The rosehead nails I've seen all have 3 facets but maybe you've seen others. At any rate, it's an easy technique and instantly gives an aged look to your piece.

Submitted by

Kari Hultman



UPCOMING TOOL AUCTION


TOOLS TOOLS TOOLS & Stuff

New, Used, & Antique: Buy and/or Sell

Howard County Woodworker's Guild


(A non-profit organization)

5th Annual AUCTION



September 20, 2008 from 10:00 AM to 2:00 PM

Florence Bain Senior Center, Joseph Square
5470 Ruth Keeton Way, Columbia, MD



Open to all **SELLERS**: Items can be dropped off at the Center on
Friday Sept. 19 from 1:30 PM to 4:00 PM
Sat. Sept. 20 from 7:00 AM to 9:30 AM

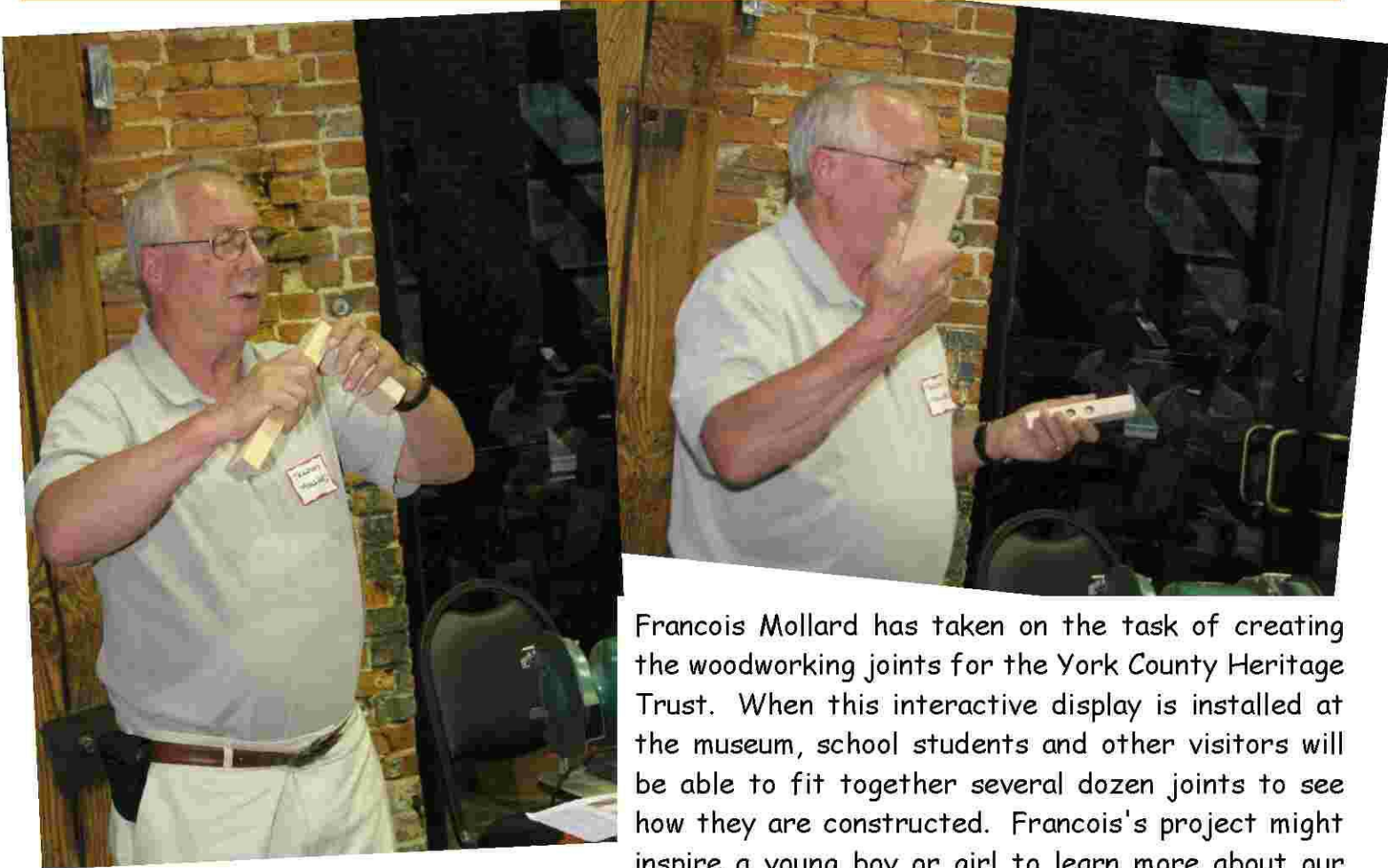
*Items must be removed by 3:00 PM Sept. 20 or become the
property of the Howard County Woodworker's Guild*

****A 10% Sellers Fee will be charged****

****All Items are sold AS IS****

For info call Howard Eiserike (301) 776-5155 or Dorothy Shannon (410) 461-0887

UPDATE ON THE WOOD JOINT PROJECT



Francois Mollard has taken on the task of creating the woodworking joints for the York County Heritage Trust. When this interactive display is installed at the museum, school students and other visitors will be able to fit together several dozen joints to see how they are constructed. Francois's project might inspire a young boy or girl to learn more about our favorite activity!

NEWSLETTER ARTICLES WANTED

If you have an article or photos of a work in progress and you would like submit it for publication this is your chance. Publication in the newsletter is easy; simply send an email to us. Your article can even be within the body of the email. Be sure to attach any photographs that are to be included to the email. If you prefer "snail mail" you can also submit your information this way. If you have any questions, let me know.

Julie, the Newsletter Editor

717.968.5651

WOODWORKS 2008 SHOW

WoodWorks is planning another show in York at the York Expo Center. This is always an information and interesting show dedicated to the Woodworker. The dates are **November 7th to 9th, 2008.**

You should be thinking about what your want to enter in the show. Last year, Dennis Kunkle won **first prize** with his entry of the spice box built from plans in *Fine Woodworking Magazine*. In addition, to the Blue Ribbon he received a very nice plane. If you haven't gotten something to enter, now is the time to get started.

SUSQUEHANNA TRAIL WOODWORKERS GUILD

AUGUST 2008 NEWSLETTER

If you are receiving this newsletter by mail and are able to receive it by email, please let us know.

-OR-

If you have a change of address, either postal or email, remember to let us know.

Julie Kemper-Kunkle



www.stwg.webs.com

SUSQUEHANNA TRAIL WOODWORKERS GUILD
442 W PHILADELPHIA ST
YORK PA 17401
ADDRESS SERVICES REQUESTED