


JULY 2008



NEWSLETTER

Meeting Date: July 24, 2008

**PLACE: Agricultural & Industrial Museum
217 W Princess St., York PA 17404**

TIME: 7:00 PM

PROGRAM: Old Tool Tune Up

PRESIDENT'S MESSAGE

While my big table saw was running continuously last weekend as I used my tenoning jig, an unfamiliar sound came from the motor, so I shut it down. I then tried it again and the breaker popped. Although the saw was only 5 years old, the motor had gone south. Three hundred bucks later, I was back in action. Oh well, it's only money! And speaking of money, I'm your speaker this month and I'll show you how to hang on to your money.


Dennis Kunkle

THIS MONTH'S MEETING

Our own Dennis Kunkle has prepared an interesting presentation on getting good tools cheap at auction and refurbishing them. Many of Dennis' everyday hand tools are auction purchases and he can attest to the old adage, "Old tools feel better." As part of the discussion on old tools, Dennis will walk us through the simple procedure for getting another lifetime of use out of these gems. There will also be a sharpening duel between a common high speed grinding wheel followed by a whet stone versus the famous Tormek Supergrind 2000. The results will astound you!

LAST MONTH'S MEETING

Scott Scholz, curator at the Dunbarton House in Washington, DC was the guest speaker last month. We learned about cabinet maker, John Rupp who was from Hanover, PA. The Rupp family made furniture with a distinctive decorative painted surface. Rupp pieces are still around today and are prized by the antique collectors when that fancy paint job is still there. We were shown many of the ad samples that were used in the 1800's when the Rupp family was at it peak.



NICHOLAS PYLE,
Chairmaker, House and Sign
Painter,
YORK STREET, HANOVER.

RETURNS his thanks to an esteemed public for the generous patronage enjoyed by him in his business until the present time, and solicits a continuance of the same. He has now on hand a handsome assortment of

CHAIRS & SEATERS
Of various fashions and prices, plain and ornamented, made in a durable manner, and according to the newest mode. His long experience enables him to give an assurance, that all orders in the different branches of his profession, will be executed with expedition and faithfulness, and at the most moderate prices. He respectfully solicits a continuance of public patronage.

THE CABINETMAKING BUSINESS
will be carried on as before.

N. PYLE,
Offers also his services to the public as
DENTIST,
He is prepared to clean, to file and plug Teeth when decayed, in a satisfactory manner, for all who will be pleased to employ him.
Hanover, March 17, 1829. 59—St.



To Cabinet-Makers.
NICHOLAS PYLE, continues to manufacture at his old stand, in York street, a few doors east of Mr. Hersey's tavern, the latest and most improved

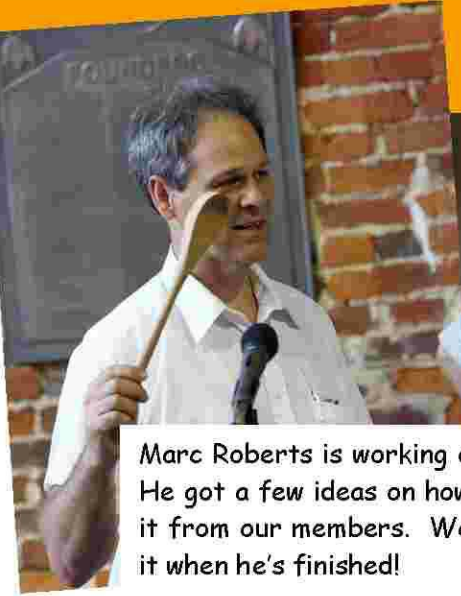
ESCUTCHEONS.
of all sizes and patterns; for Cabinet-Makers. They are superior to those made of Ivory, both in beauty, and durability. **KNOBBS** for Segetaries, Bureaus, &c.; made of the same materials. Also, Cabinetmaker's **LASTS** and **BOOT TREES** of the latest fashion and of superior neatness, made of the best materials. **Orders from a distance will be promptly attended to.**
Hanover, Feb. 28, 1828.

Officers Contact Information


| | | | |
|--------------------|---------------------|--------------|-----------------------------|
| President: | Dennis Kunkle | 717.968.1592 | stwg@comcast.net |
| 1st Vice President | John Marsh | 717.560.7576 | jmarshlancaster@comcast.net |
| 2nd Vice President | Ralph Dermota | 717.792.9850 | rdermota@aol.com |
| Treasurer: | Allen Mark Brittell | 717.747.0006 | AllenMark@allstate.com |
| Newsletter Editor | Julie Kemper-Kunkle | 717.968.5651 | stwg@comcast.net |

www.stwg.webs.com

SHOW & TELL



Marc Roberts is working on this spoon. He got a few ideas on how to complete it from our members. We want to see it when he's finished!



This cherry low boy was crafted by Tom Elledge. He paid attention to details during its construction. Just look at those dovetails. I don't think you could find one as nice from "Pennsylvania House"!



Ed Dattner made this four drawer mahogany chest. He brought in photos to show it because of its size. This is the largest project he's worked on. The different types of mahogany made the coloring difficult in the finishing process. It looks like he got it right!





Photographer Help Needed for the July Meeting

We've just learned that Bob Aspey will not be able to attend the meeting in July. If you have a digital camera, please step up to the plate & volunteer to take the photos at the July meeting. If you have questions, please call me! Thanks for your help!!!!!!



Julie, the Newsletter Editor – 717.968.5651

SHOW & TELL



Sam Delp shared with the members several examples of furniture that he recently made that received these unique painted surfaces. Shown in the photos above (but difficult to see) are an entertainment center, a federal mirror and two examples of a bathroom vanity.




Kari Hultman worked for several weeks to create this "spill plane" for the York County Heritage Trust's Education Department. Working only from photos she had to handcraft the blade finding the exact angle to produce the spill. Her hard work is greatly appreciated by the Trust. The plane is being demonstrated by Dennis Kunkle and Bill Gromen. This plane was used in the eighteenth century as a way to provide a flame from the fire for a candle or pipe.

SHOW & TELL



Ray Parsons carved this delightful "Celtic Cross". His attention to detail is quite apparent in this beautiful work of art.



Palmer Burke made this "rolling marble machine". It took three weeks to make. The track the marble has to travel is quite varied. We're sure it will provide endless hours of entertainment for young and old alike.



Ralph Dermota made an incredible copy of a "Marlowe Box". The plans were taken from Andrew Marlow's book *Fine Furniture for the Amateur Cabinetmaker*. The method of carving used on the outside is referred to as "straight line" carving. See page 39.



Thank You, Bob Aspey for these wonderful photos! You can see more of his work at his web site:
http://www.pbase.com/rpaspey/wood_working_guild

NEWSLETTER ARTICLES WANTED

If you have an article or photos of a work in progress and you would like submit it for publication this is your chance. Publication in the newsletter is easy; simply send an email to us. Your article can even be within the body of the email. Be sure to attach any photographs that are to be included to the email. If you prefer "snail mail" you can also submit your information this way. If you have any questions, let me know.

Julie, the Newsletter Editor 717.968.5651

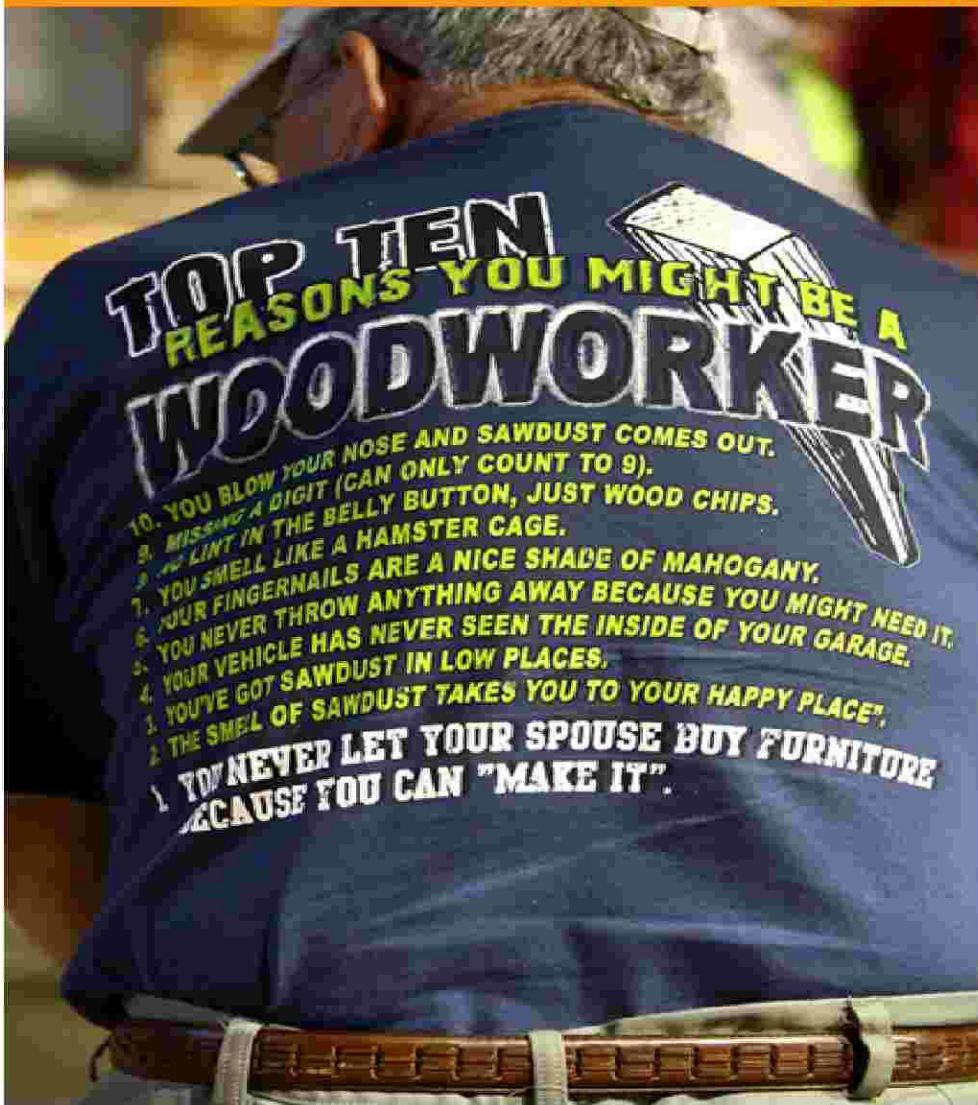
WOODWORKS 2008 SHOW

You may want to mark your calendar for **November 7th to 9th, 2008**. WoodWorks are planning another show in York at the York Expo Center. This is always an information and interesting show dedicated to the Woodworker. More information will follow as we get closer to the November date.

PLAN CATALOGS HAVE ARRIVED

Last month we advised the free copies of the 64 page catalog of woodworking plans from Woodcraft Plans were available for pickup. We apologize that "someone" forgot to take them to the meeting. We'll try to have them for you at the July meeting. **Also all guild members will get a 10% discount from Woodcraft Plans. Just mention that that you are a STWG member when you place your order with them!**

CLUB T-SHIRT???



We've been contacted by an individual offering to make a logo and t-shirts for the Guild. We really do not need their services as we have a very nice logo. It does raise an interesting question. Would the members be interested in having the logo turned into a patch that can be sewn onto a hat or jacket or even embroidered directly onto a shirt? The Guild has a great logo and we should be proud of it and besides who can't use another shirt. Let Dennis know what your thoughts are about this at the next meeting.

SPONSORS

402 Whisfield Street
York, PA 17403

Tel: 717-846-4333
Fax: 717-846-4682
E-mail: sjdwood@aol.com



SJD Inc.
Custom Woodworking

Samuel Delp
President

Jai Delp
Secretary / Treasurer

Olde Mill Cabinet Shoppe

1600 Camp Betty Washington Rd.
York PA, 17402
717-755-8884
www.oldemill.com

Business Hours:
Mon/Wed/Thur/Fri
9am - 4pm EST.
Tues/Sat
Appointment Only

Cooke's Sharpening and Grinding

1702 West King St.
York PA
717-793-9527

SUPPLIERS

WMCo HARDWOOD LUMBER

The WALTER McILVAIN CO.
338 Brickcrafters Rd.
New Oxford PA 17350
Phone 717 624-31-95



Groff & Groff Lumber
858 Scotland Road
Quarryville, PA 17566

Owen H. Groff (800) 342-0001
Christ B. Groff (717) 284-0001
FAX (717) 284-2400

Hearne Hardwoods, Inc.

Extraordinary Hardwood Lumber
200 Whiteside Drive
Oxford, PA 19363
888-814-0007
www.hearnehardwoods.com

D&D Earth & Wood

Custom Sawing – Lumber Drying
Dean L. Krout

264 Old Leacock Road
Gordonville, PA 17529

717-278-5261 Cell
717-768-8427 Eve. 7-9 pm



Woodworking Machinery, Tooling & Supplies
221-B Cockeysville Rd. Hunt Valley, MD 21030
410-771-0213

We are now a Rockler Hardware partner store.
Store hours: Mon-Fri 8:00-5:00, Sat 9:00-1:00.

Sandy Pond


HARDWOOD INC.

921-A Lancaster Pike
Quarryville, PA 17566

Mon-Sat 8-4


TOLL FREE: (800) 546-WOOD

<http://www.figuredhardwoods.com>



**FREESTATE
TIMBERS**

WE HAVE THE LARGEST SELECTION OF
HARD TO FIND WOODS IN THE REGION.
ASK AND WE SHALL FIND.



FINE DOMESTIC AND EXOTIC HARDWOODS

SUSQUEHANNA TRAIL WOODWORKERS GUILD

JULY 2008 NEWSLETTER

If you are receiving this newsletter by mail and are able to receive it by email, please let us know.

-OR-

If you have a change of address, either postal or email, remember to let us know.

Julie Kemper-Kunkle



www.stwg.webs.com

SUSQUEHANNA TRAIL WOODWORKERS GUILD
442 W PHILADELPHIA ST
YORK PA 17401
ADDRESS SERVICES REQUESTED